



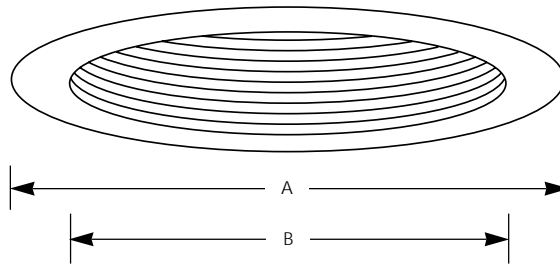
Incandescent

6" Step Baffle for Shallow Housing IC & Non-IC

Recessed

Type _____
 -28 -31
 P8063

Catalog No.	Finish		Dimensions (Inches)	
	White	Black	A	B
P8063	-28	-31	7-3/4	6-11/32



Lamp Wattage

Housing	IC	Non-IC
P86-TG	75PAR30/65BR30	75PAR30/65BR30
P186-TG	75PAR30/65BR30	75PAR30/65BR30

Specifications:

Flange

- Bright white powder painted flange
- No light leaks around trim flange
- Covers irregular ceiling openings

Trim

- One-piece aluminum construction
- Trim-Lok action forces trim to fit snugly against the ceiling
- Socket mounts to trim for optimum performance and consistent lamp position
- Multi-groove baffle

Options

- White baffle - specify "28" after catalog number
- Black baffle - specify "31" after catalog number

Labels

- UL-CUL damp location listed

Progress Lighting
 Post Office Box 5704
 Spartanburg, South Carolina
 29304-5704

www.progresslighting.com

Rev. 12/99

P86-TG

P86-TG WITH P8063-28

Report No. 98047

No. Lamps: 1 Type Lamp: 65BR30 - GE Total Lumens: 770

Fixture Efficiency: 93.4%

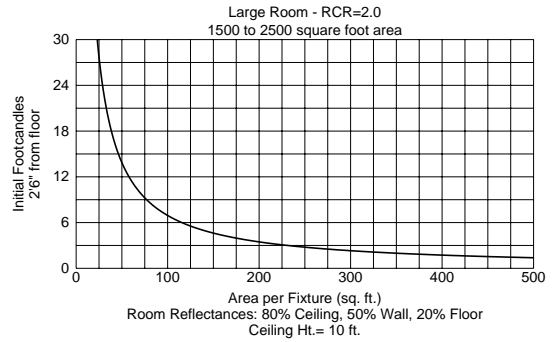
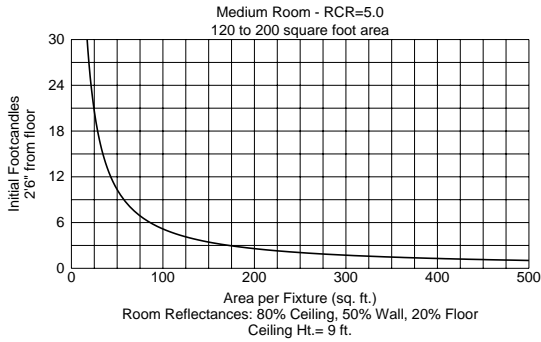
S/MH Ratio: 0.9

Single Fixture Data

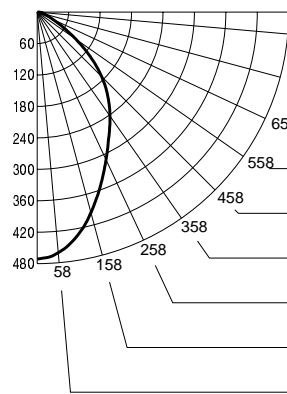
Ceiling Ht.(Ft.)	10% Values		Zero Degrees Ft.-C	50% Values	
	Beam Angle - 958			Beam Angle - 498	
	Ft.-C	Beam Dia.		Ft.-C	Beam Dia.
8	1.6	12	15.6	7.8	5
10	0.8	16	8.4	4.2	7
12	0.5	21	5.2	2.6	9
14	0.4	25	3.6	1.8	11
16	0.3	30	2.6	1.3	12

Ft.-C (Footcandles) are initial and measured 2'-6" from floor

Quick Calculator Charts



DISTRIBUTION CURVE



INTENSITY DATA

DEGREES	CANDELA
90	0
85	5
80	10
75	14
70	22
65	33
60	56
55	90
50	132
45	174
40	210
35	242
30	274
25	311
20	353
15	396
10	435
5	461
0	471

ZONAL CAVITY COEFFICIENTS OF UTILIZATION

Effective Floor Cavity Reflectance 0.20

RC	Effective Floor Cavity Reflectance 0.20																	
	80			70			50			30			10			0		
RW	70	50	30	10	70	50	30	10	50	30	10	50	30	10	50	30	10	0
0	111	111	111	111	108	108	108	108	104	104	104	99	99	99	95	95	95	93
1	104	100	97	94	101	98	95	93	94	92	90	91	89	87	87	86	84	83
2	96	90	85	81	94	88	84	80	85	81	78	82	79	76	80	77	75	73
3	89	81	75	70	87	80	74	69	77	72	68	75	71	67	72	69	66	64
4	83	74	67	61	81	72	66	61	70	65	60	68	63	60	66	62	59	57
5	77	67	60	55	75	66	59	54	64	58	54	62	57	53	61	56	53	51
6	72	61	54	49	70	60	54	49	59	53	48	57	52	48	56	51	48	46
7	67	56	49	44	66	56	49	44	54	48	44	53	47	43	52	47	43	41
8	63	52	45	40	62	51	45	40	50	44	40	49	44	40	48	43	39	38
9	59	48	41	37	58	48	41	37	47	41	36	46	40	36	45	40	36	35
10	56	45	38	34	55	44	38	34	44	38	34	43	37	33	42	37	33	32

P86-TG

P86-TG WITH P8063-28

Report No. 98046

No. Lamps: 1 Type Lamp: 75PAR30 SN - GE Total Lumens: 1100

Fixture Efficiency: 94.2%

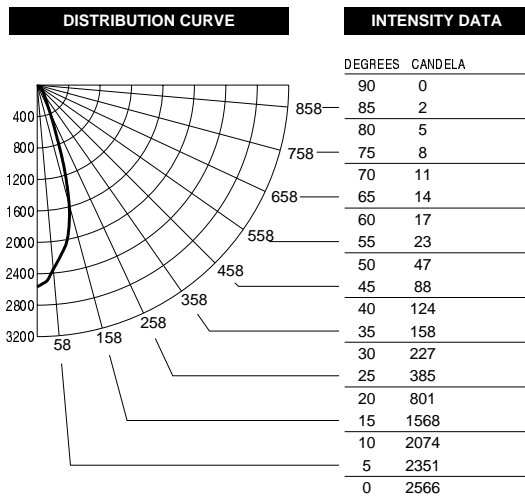
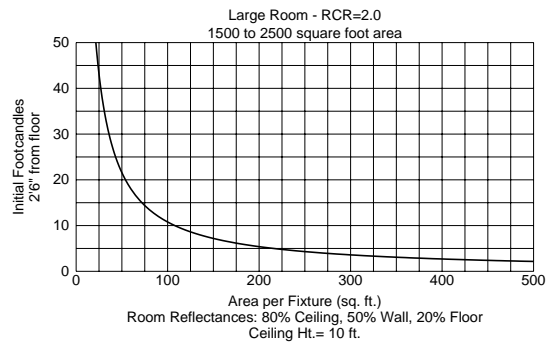
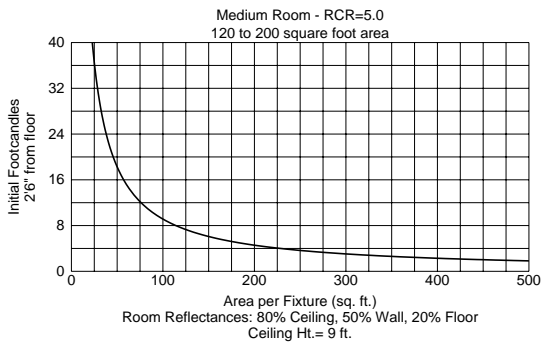
S/MH Ratio: 0.5

Single Fixture Data

Ceiling Ht.(Ft.)	10% Values		Zero Degrees Ft.-C	50% Values	
	Beam Angle - 528			Beam Angle - 328	
	Ft.-C	Beam Dia.		Ft.-C	Beam Dia.
8	8.5	5	84.8	42.4	3
10	4.6	7	45.6	22.8	4
12	2.8	9	28.4	14.2	5
14	1.9	11	19.4	9.7	7
16	1.4	13	14.1	7.0	8

Ft.-C (Footcandles) are initial and measured 2'-6" from floor

Quick Calculator Charts



ZONAL CAVITY COEFFICIENTS OF UTILIZATION

Effective Floor Cavity Reflectance 0.20

RC	Effective Floor Cavity Reflectance 0.20																	
	80			70			50			30			10			0		
RW	70	50	30	10	70	50	30	10	50	30	10	50	30	10	50	30	10	0
0	112	112	112	112	110	110	110	110	105	105	105	100	100	100	96	96	96	94
1	107	105	102	100	105	103	101	99	99	97	96	95	94	93	92	91	90	89
2	102	98	95	92	100	96	93	90	93	91	89	91	89	87	88	86	85	83
3	98	92	88	85	96	91	87	84	89	85	83	86	84	81	84	82	80	79
4	94	87	82	79	92	86	82	78	84	80	77	82	79	77	81	78	76	74
5	90	83	78	74	88	82	77	74	80	76	73	79	75	72	77	74	72	71
6	86	79	74	70	85	78	73	70	77	72	69	75	72	69	74	71	68	67
7	83	75	70	67	82	74	70	66	73	69	66	72	68	66	71	68	65	64
8	80	72	67	63	79	71	67	63	70	66	63	69	66	63	69	65	63	61
9	77	69	64	61	76	68	64	61	68	63	60	67	63	60	66	63	60	59
10	74	66	61	58	73	66	61	58	65	61	58	64	60	58	64	60	58	57

P86-TG

P86-TG WITH P8063-31

Report No. 98052

No. Lamps: 1 Type Lamp: 65BR30 - GE Total Lumens: 770

Fixture Efficiency: 90.8%

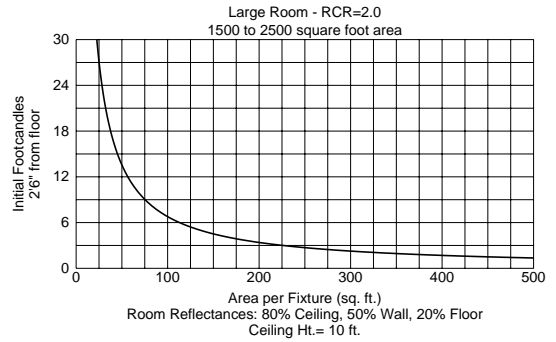
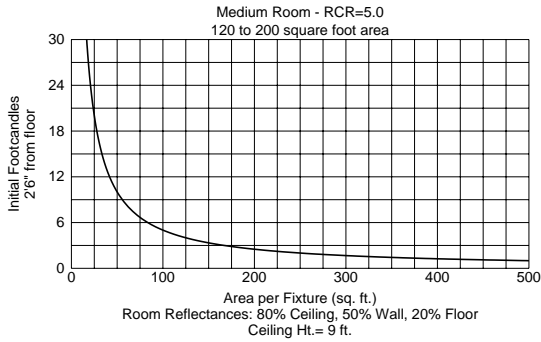
S/MH Ratio: 0.9

Single Fixture Data

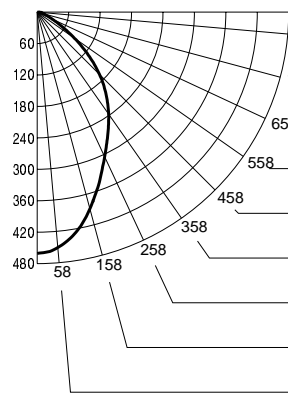
Ceiling Ht.(Ft.)	10% Values		Zero Degrees Ft.-C	50% Values	
	Beam Angle - 958			Beam Angle - 498	
	Ft.-C	Beam Dia.		Ft.-C	Beam Dia.
8	1.5	12	15.2	7.6	5
10	0.8	16	8.2	4.1	7
12	0.5	21	5.1	2.6	9
14	0.3	25	3.5	1.7	11
16	0.3	29	2.5	1.3	12

Ft.-C (Footcandles) are initial and measured 2'-6" from floor

Quick Calculator Charts



DISTRIBUTION CURVE



INTENSITY DATA

DEGREES	CANDELA
90	0
85	5
80	8
75	13
70	20
65	32
60	54
55	87
50	127
45	168
40	204
35	238
30	270
25	305
20	346
15	389
10	426
5	451
0	461

ZONAL CAVITY COEFFICIENTS OF UTILIZATION

Effective Floor Cavity Reflectance 0.20

RC	Effective Floor Cavity Reflectance 0.20																	
	80			70			50			30			10			0		
RW	70	50	30	10	70	50	30	10	50	30	10	50	30	10	50	30	10	0
0	108	108	108	108	105	105	105	105	101	101	101	96	96	96	92	92	92	91
1	101	97	94	92	98	95	93	90	92	89	87	88	86	85	85	84	82	80
2	94	88	83	79	91	86	81	78	83	79	76	80	77	74	77	75	73	71
3	87	79	73	68	85	78	72	68	75	70	67	73	69	65	71	67	64	63
4	81	72	65	60	79	71	64	60	68	63	59	66	62	58	65	61	57	56
5	75	65	58	53	73	64	58	53	63	57	52	61	56	52	59	55	51	50
6	70	60	53	48	69	59	52	48	57	52	47	56	51	47	55	50	46	45
7	66	55	48	43	64	54	48	43	53	47	43	52	46	42	51	46	42	41
8	62	51	44	39	60	50	44	39	49	43	39	48	43	39	47	42	38	37
9	58	47	40	36	57	46	40	36	46	40	36	45	39	35	44	39	35	34
10	55	44	37	33	53	43	37	33	42	37	33	42	36	33	41	36	33	31

P86-TG

P86-TG WITH P8063-31

Report No. 98053

No. Lamps: 1 Type Lamp: 75PAR30 LN - GE Total Lumens: 985

Fixture Efficiency: 96.2%

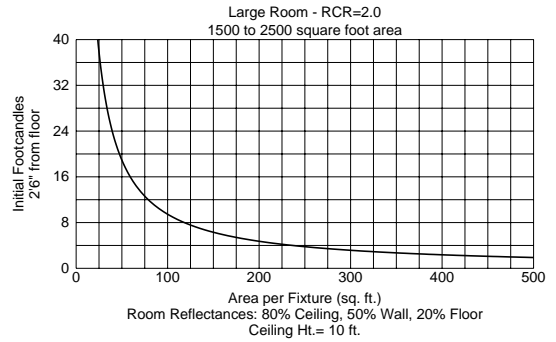
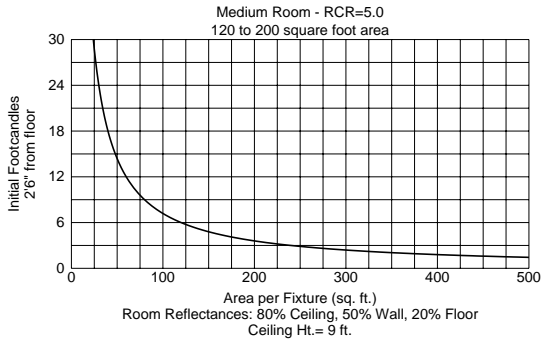
S/MH Ratio: 1.0

Single Fixture Data

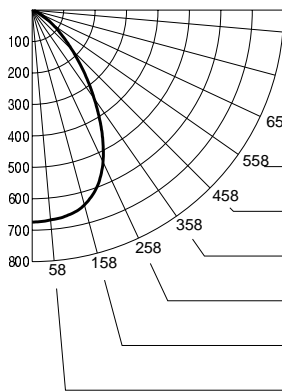
Ceiling Ht.(Ft.)	10% Values		Zero Degrees Ft.-C	50% Values	
	Beam Angle - 898			Beam Angle - 558	
	Ft.-C	Beam Dia.		Ft.-C	Beam Dia.
8	2.2	11	22.3	11.1	6
10	1.2	15	12.0	6.0	8
12	0.7	19	7.5	3.7	10
14	0.5	23	5.1	2.6	12
16	0.4	27	3.7	1.9	14

Ft.-C (Footcandles) are initial and measured 2'-6" from floor

Quick Calculator Charts



DISTRIBUTION CURVE



INTENSITY DATA

DEGREES	CANDELA
90	0
85	0
80	2
75	5
70	12
65	27
60	47
55	80
50	122
45	180
40	256
35	344
30	442
25	533
20	601
15	641
10	662
5	670
0	675

ZONAL CAVITY COEFFICIENTS OF UTILIZATION

Effective Floor Cavity Reflectance 0.20

RC	Effective Floor Cavity Reflectance 0.20																	
	80			70			50			30			10			0		
RW	70	50	30	10	70	50	30	10	50	30	10	50	30	10	50	30	10	0
0	114	114	114	114	112	112	112	112	107	107	107	102	102	102	98	98	98	96
1	108	105	102	99	105	103	100	98	99	97	95	95	93	92	92	90	89	88
2	101	96	91	87	99	94	90	86	91	87	84	88	85	82	85	83	81	79
3	95	87	82	77	93	86	81	76	83	79	75	81	77	74	79	75	73	71
4	89	80	74	69	87	79	73	68	77	71	67	75	70	67	73	69	66	64
5	83	73	67	62	81	73	66	62	71	65	61	69	64	60	67	63	60	58
6	78	68	61	56	76	67	61	56	65	60	55	64	59	55	63	58	55	53
7	73	63	56	51	72	62	56	51	61	55	51	59	54	50	58	54	50	49
8	69	58	52	47	68	58	51	47	57	51	47	55	50	46	54	50	46	45
9	65	54	48	43	64	54	47	43	53	47	43	52	47	43	51	46	43	41
10	62	51	44	40	60	50	44	40	49	44	40	49	43	40	48	43	40	38

P86-TG

P86-TG WITH P8063-31

Report No. 98054

No. Lamps: 1 Type Lamp: 75PAR30 SN - GE Total Lumens: 1100

Fixture Efficiency: 87.4%

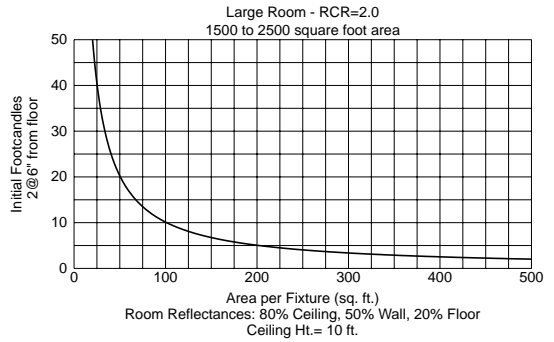
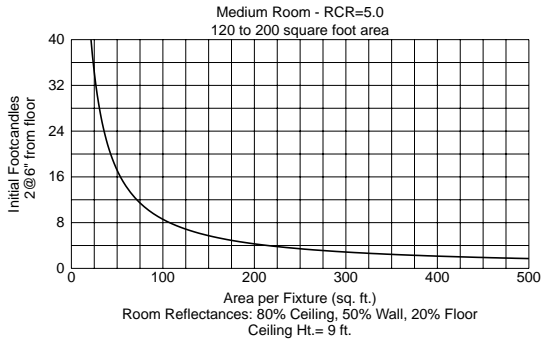
S/MH Ratio: 0.6

Single Fixture Data

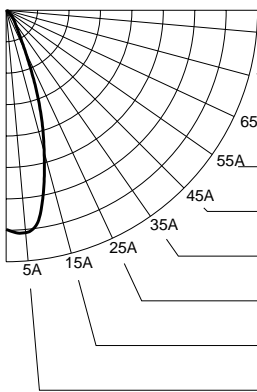
Ceiling Ht.(Ft.)	10% Values		Zero Degrees Ft.-C	50% Values	
	Beam Angle - 55A			Beam Angle - 34A	
	Ft.-C	Beam Dia.		Ft.-C	Beam Dia.
8	6.9	6	69.2	34.6	3
10	3.7	8	37.2	18.6	5
12	2.3	10	23.2	11.6	6
14	1.6	12	15.8	7.9	7
16	1.1	14	11.5	5.7	8

Ft.-C (Footcandles) are initial and measured 2@-6" from floor

Quick Calculator Charts



DISTRIBUTION CURVE



INTENSITY DATA

DEGREES	CANDELA
90	0
85A	0
80	0
75A	0
70	0
65A	2
60	4
55A	7
50	31
45	72
40	111
35A	151
30	230
25	430
20	892
15	1403
10	1930
5	2131
0	2092

ZONAL CAVITY COEFFICIENTS OF UTILIZATION

Effective Floor Cavity Reflectance 0.20

RC	Effective Floor Cavity Reflectance 0.20																	
	80			70			50			30			10			0		
RW	70	50	30	10	70	50	30	10	50	30	10	50	30	10	50	30	10	0
0	104	104	104	104	102	102	102	102	97	97	97	93	93	93	89	89	89	87
1	100	98	96	94	98	96	94	93	92	91	90	89	88	87	86	85	85	83
2	96	92	89	86	94	90	88	85	88	85	83	85	83	82	83	81	80	79
3	92	87	83	80	90	86	82	79	83	81	78	81	79	77	79	78	76	75
4	88	82	78	75	86	81	77	75	80	76	74	78	75	73	76	74	72	71
5	84	78	74	71	83	77	73	70	76	72	70	74	71	69	73	71	68	67
6	81	74	70	67	80	74	70	67	73	69	66	71	68	66	70	67	65	64
7	78	71	67	63	77	70	66	63	69	66	63	68	65	63	68	65	62	61
8	75	68	63	60	74	67	63	60	67	63	60	66	62	60	65	62	60	59
9	72	65	61	58	71	65	61	58	64	60	57	63	60	57	63	59	57	56
10	70	63	58	55	69	62	58	55	62	58	55	61	57	55	60	57	55	54